



**City of North St. Paul  
City Council  
Workshop Meeting Agenda**

---

**March 17, 2026  
5:15 PM**

The City Council Workshop Meeting will be conducted on **March 17, 2026** at 5:15 p.m. in the Council Chambers at City Hall, located at 2400 Margaret St., North St. Paul.

You can watch the meeting on our YouTube channel here: [tinyurl.com/NSPYoutube](https://www.youtube.com/channel/UCNSPYoutube)

**I. Call to Order**

**II. Roll Call**

Council Member Nordby  
Council Member Woods  
Council Member McKenzie  
Council Member Schweer  
Mayor Monge

**III. Adopt Agenda**

**IV. Topic(s)**

- A. Fire Department: 2025 Year in Review and 2026 Outlook
- B. Electric Department: 2025 Year in Review and 2026 Outlook

**V. Other Business**

**VI. Adjournment**

**Members may be participating by Interactive Technology.**

**The next regularly scheduled City Council Workshop meeting is April 7, 2026.**



To	Date
Honorable Mayor Monge and City Council	March 17, 2026

**Agenda Placement # IV.A**

Topic(s)

**Subject**

Fire Department: 2025 Year in Review and 2026 Outlook

**Background/Facts**

no attachments.

**Financial Impact**

**Recommended Action**

**Attachments**

1. NSPFD 2025 Stats - 2026 Outlook

Respectfully submitted,  
Jason Mallinger, Fire Chief

# North St. Paul Fire Department 2025 Review – 2026 Outlook



# 2025 Statistics

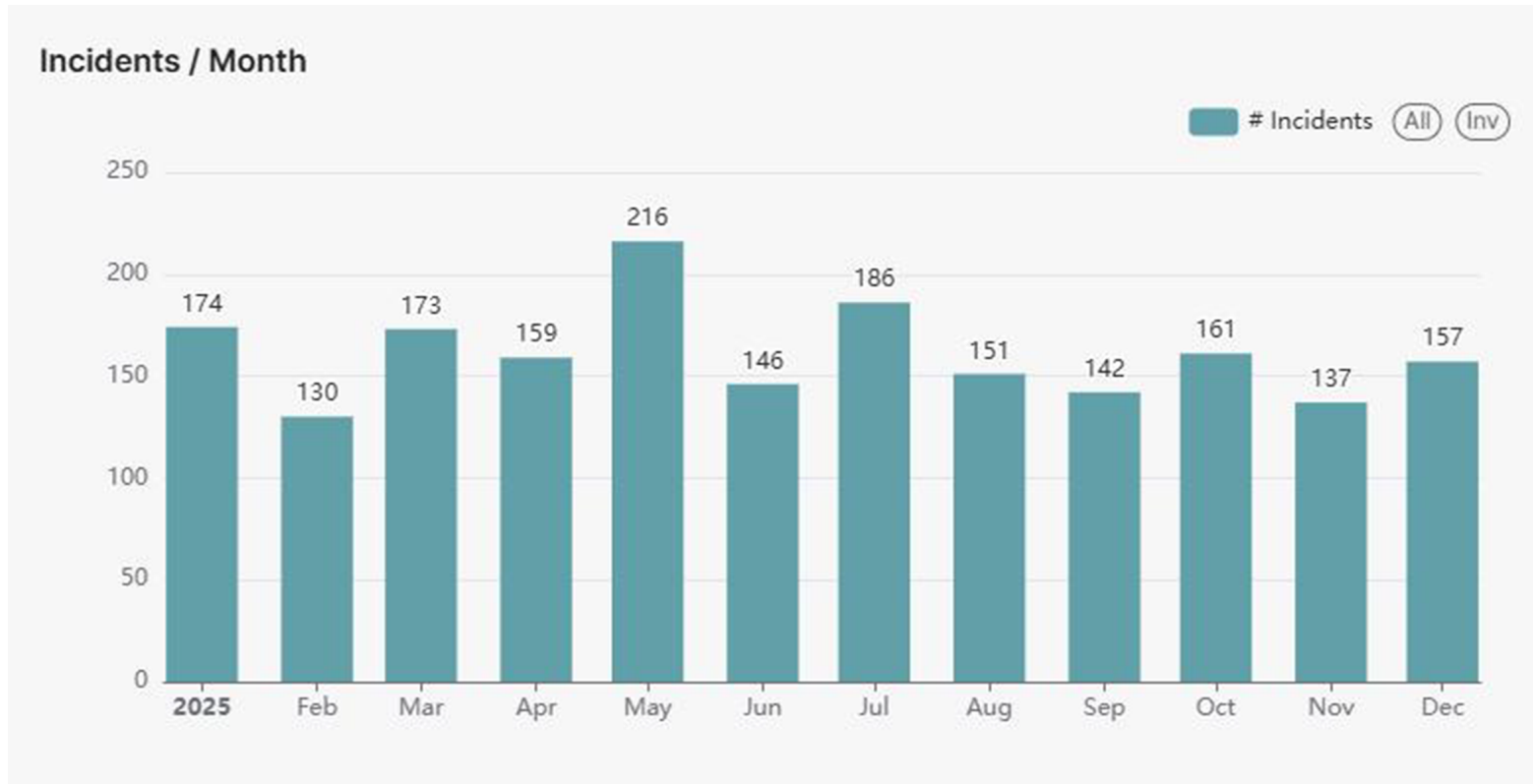
## ◆ 2025 Total Incident Response

- ◆ 1932 Total Incidents
- ◆ Average 5.29 incidents per day
- ◆ Average 158.79 incidents per month

## ◆ 2025 Breakdown

- ◆ 1519 EMS – 78.6%
- ◆ 326 Other – 16.9%
- ◆ 87 Fire – 4.5%

# 2025 Statistics



# 2025 Statistics

## ◆ Incidents By Day and Hour

- ◆ Higher volume of calls is in the darker shades of red. Most calls are between 8 am and 10 pm

Incident volume / day of week / hour of day

incident_date_day_of_week_abbrev_padded	Metric	Incident Count																							
	Hour	0	1	2	3	4	5	6	7	8	9	10	11	12	13	14	15	16	17	18	19	20	21	22	23
Sun		5	7	3	5	1	3	3	8	11	10	16	13	13	14	11	12	20	8	18	13	23	12	8	6
Mon		4	3	8	8	4	5	6	4	10	10	19	17	18	24	16	19	9	10	13	9	12	10	9	11
Tue		3	5	7	4	9	3	5	6	15	19	16	14	17	15	20	13	16	13	19	19	12	16	10	7
Wed		3	8	2	5	3	6	10	9	13	19	14	18	26	20	15	22	17	12	13	15	7	11	13	11
Thu		6	3	5	4	6	4	6	12	14	23	20	14	17	25	19	20	20	8	21	9	11	11	14	5
Fri		5	3	4	8	3	3	6	7	16	22	20	15	15	18	16	23	16	13	13	17	11	12	7	11
Sat		7	4	5	12	1	3	6	9	12	10	18	13	11	15	14	12	24	12	16	18	14	18	12	7

# 2025 Statistics – NFIRS Group

- ◆ **1519 – Medical, including Motor Vehicle Accidents**
  - ◆ 1469 – Medical, Illness, & Unknown Problem
  - ◆ 48 – Injury, Trauma, Motor Vehicle Collision
  - ◆ 2 – Other, Standby Request

# 2025 Statistics – NFIRS Group

- ◆ **126 - Public Service**
  - ◆ 67 – Citizen Assist/Service Call
  - ◆ 45 – Fire/Smoke Alarm
  - ◆ 8 - CO Alarm
  - ◆ 3 – Standby Request
  - ◆ 3 – Weather Response

# 2025 Statistics – NFIRS Group

- ◆ **121 – No Emergency**
  - ◆ 54 – No Emergency Found
  - ◆ 38 – Malfunctioning Alarm
  - ◆ 18 – Smoke From Nonhostile Source (Smoke Scare)
  - ◆ 6 – Intentional False Alarm
  - ◆ 5 – Location Error – No Incident Found

# 2025 Statistics – NFIRS Group

- ◆ **87 – Fire Incidents**
  - ◆ 38 – Structure Fire
  - ◆ 24 – Outside Fire
  - ◆ 10 – Trash/Rubbish Fire
  - ◆ 10 – Confined Cooking/Appliance Fire
  - ◆ 3 – Grass Vegetation Fire
  - ◆ 2 – Vehicle Fire

# 2025 Statistics –NFIRS Group

- ◆ **67 – Hazardous Situation**
  - ◆ 22 - Gas Leak/Gas Odor
  - ◆ 15 – Electrical Power Line Down
  - ◆ 10 – Smoke Investigation
  - ◆ 5 – Motor Vehicle Collision Leaking Fluids
  - ◆ 5 – Carbon Monoxide Release
  - ◆ 4 – Electrical Hazard/Short Circuit
  - ◆ 3 – Fuel Spill
  - ◆ 3 – Rupture Without Fire

# 2025 Statistics – NFIRS Group

- ◆ **6 - Law Enforcement Support**

- ◆ **4 – Rescue**

  - ◆ 3 - Elevator Rescue

  - ◆ 1 – Structural Collapse

- ◆ **2 – Non-Specific**

# 2025 Statistics

- ◆ **Overlapping Incidents**

- ◆ 202 incidents occurred while we were on a previous incident

- ◆ **64 - Auto Aid/Mutual Aid Given**

- ◆ 62 - Fire

- ◆ 39 - Maplewood
- ◆ 12 - Oakdale
- ◆ 3 - Roseville
- ◆ 3 - Lake Johanna
- ◆ 2 - White Bear Lake
- ◆ 1 - Saint Paul
- ◆ 1 - Lake Elmo

- ◆ 2 – EMS

- ◆ 2 - Maplewood

# 2025 Statistics

- ◆ **10 - Auto Aid/Mutual Aid Received**

- ◆ 10 – Fire

- ◆ 4 – Maplewood

- ◆ 3 – Oakdale

- ◆ 3 – White Bear Lake

- ◆ 3 – EMS

- ◆ 3 - Maplewood

# 2025 Statistics

## ◆ Fire Incident Response Times

- ◆ Dispatch to Enroute MEAN
  - ◆ 0 Minutes 58 Seconds
- ◆ Dispatch to At Scene MEAN
  - ◆ 5 Minutes 26 Seconds

## ◆ EMS Incident Response Times

- ◆ Dispatch to Enroute MEAN
  - ◆ 0 Minutes 12 Seconds (Not Assigned Units Like Fire)
- ◆ Dispatch to At Scene MEAN
  - ◆ 2 Minute 38 Seconds

# 2025 Department Training

## ◆ **Training Hours & Topics**

- ◆ 3940 total hours = 106.5 per firefighter
  - ◆ Live Burns at the East Metro Public Safety Training Facility
  - ◆ Forcible Entry
  - ◆ Mayday – Firefighter Down
  - ◆ VEIS – Vent Enter Isolate Search
  - ◆ Incident Command
  - ◆ Fire Inspections & Investigations
  - ◆ Vehicle Extrication
  - ◆ Fire Apparatus Operator – Pumping & Driving
  - ◆ Electric Vehicles & Stored Energy
  - ◆ EMS

# 2025 Fire Inspections

- ◆ **Fire Inspections (does not indicate multiple inspections per entry)**
  - ◆ 105 - Single Family Rental
  - ◆ 52 – Multi-Family Apartment Complexes
  - ◆ 38 – Mobile Food Vendor License
  - ◆ 21 – Fire Certificate of Compliance – Commercial Buildings
  - ◆ 13 – Duplex Rental Properties
  - ◆ 5 – Group Homes

# 2025 Code Compliance

- ◆ **182 - Code Compliance (does not indicate multiple inspections per entry)**
  - ◆ 49 - Tall Grass/Weeds
  - ◆ 45 – Snow & Ice
  - ◆ 33 – Trash and Debris
  - ◆ 24 – Parking
  - ◆ 17 – Tree
  - ◆ 7 – Property Maintenance
  - ◆ 3 – Animal Issues
  - ◆ 3 – Other
  - ◆ 1 – Illegal Dumping

# 2025 Accomplishments

- ◆ The Fire Relief Association voted to join the Statewide Volunteer Firefighter (SVF) Plan
- ◆ 6 Part-Time Paid on Call Firefighters completed Firefighter I, II, HazMat, & Emergency Medical Responder classes
- ◆ We received and put into service our new Engine
- ◆ Our Truck Committee met with multiple vendors and reviewed numerous Ladder trucks before choosing E-One to build our next ladder truck, with council approval – thank you!
- ◆ Passed Annual Pump Testing and Maintenance on all three frontline fire apparatuses
- ◆ Annual Flow testing of 30 SCBA & 2 RIT Packs and 10 spare bottles – No failures
- ◆ Annual Mask Fit Testing is conducted on all firefighters
- ◆ Annual testing of over 9,000 feet of fire hose with NO failures
- ◆ Annual Agility test conducted by all FT & PT POC members
- ◆ Updated hose loads on all our trucks to be the same as Maplewood FD for interoperability on the fireground
- ◆ We conducted our first Blood Drive with the Red Cross, which was very successful
- ◆ Meeting with 4 different vendors to learn about access control systems, collect quotes, and approve a contract for installation
- ◆ Completed Insurance Service Office (ISO) review of the FD, City, & Water Supply System. Current rating 3

# 2026 Incident Volume To Date

## Incident Volume Projection

	LAST YEAR	THIS YEAR
SO FAR	<b>388</b>	<b>355</b> -8.51%
TOTAL	<b>1,932</b>	<b>1,728</b> -10.56%

# Previous Call Volumes

- ◆ Previous Call Volumes By Year
  - ◆ 1932 – Year 2025
  - ◆ 1771 – Year 2024
  - ◆ 1694 – Year 2023
  - ◆ 1605 – Year 2022
  - ◆ 1566 – Year 2021
  - ◆ 1478 – Year 2020
    - ◆ 30.72% Increase from 2020 - 2025

# New for 2026

- ◆ **National Emergency Response Information System (NERIS) Platform**
  - ◆ Replaced outdated National Fire Incident Reporting System (NFIRS)
  - ◆ NERIS Implementation was required by January 1, 2026
  - ◆ Why? Data
    - ◆ NERIS will be the premier source of all-hazards information and innovative analytics informing the nation's fire problem and the capabilities of state, local, territorial and tribal fire services' resource capacities and capabilities to handle the problem effectively, efficiently and safely.
  - ◆ FD partnered with ECHO Data Analytics to get live information from our Record Management System – Image Trend

# 2026 Outlook

- ◆ Continued recruitment of Part-Time Paid-on-Call Firefighters – currently 34
- ◆ Leadership Development training for Lieutenants & Captains
- ◆ Review, update, & create FD policies and procedures
- ◆ Inter-department training with PD
- ◆ Continue Blood Drive with Red Cross
- ◆ Continue CPR training with North High student in Health class
- ◆ Continue to provide instructors for the Ramsey County Chiefs FF I/II class
- ◆ Continued partnership with Ramsey County Chiefs Fire Investigators Team
- ◆ Continued JPA with the East Metro Public Safety Training Facility
  - ◆ Recently received \$2 million in federal funding with help from Congresswoman Betty McCollum

Questions  
Thank you!

**Fire Chief**

**Jason Mallinger**

[Jason.mallinger@northstpaul.org](mailto:Jason.mallinger@northstpaul.org)

Main Desk 651-747-2552

Work Cell 651-417-4282



To	Date
Honorable Mayor Monge and City Council	March 17, 2026

**Agenda Placement # IV.B**

Topic(s)

**Subject**

Electric Department: 2025 Year in Review and 2026 Outlook

**Background/Facts**

**Financial Impact**

**Recommended Action**

**Attachments**

1. NSP electric 2025 review 2026 outlook

Respectfully submitted,  
John Wick, Electric Director

# North St Paul Electric

2025 year in review

2026 outlook

# 2025 Statistics

- From our annual inspections of power poles:
  - 26 poles were replaced
  - 33 crossarms were replaced
  - 28 pole tops were lowered by removing the rotten portion
- Total Outages:
  - 41 unscheduled power outages
  - 2 back-to-back bad storms accounted for 19 of the 41 total outages
  - With removing the outlier outages from the bad storms, the average outage time was 44 minutes. There was a total of 305 meters affected.
  - The storm was July 27, 28<sup>th</sup>, and into the morning of the 29<sup>th</sup>.
- Approx. 12,800ft of new underground installed
- Approx. 2,400ft of secondary upgrades in the rear lot lines

# 2025 Highlights

E-safety Data Tracker

Heavy Focus on upgrading our current online mapping software Data-Fi

EV vehicle rebate was introduced

Time-of-Use metering rates approved and implemented


Up to 29 solar customers

MMUA apprenticeship

# MUTUAL AID COMMENDATION

## City of North Saint Paul

In recognition of its support in electric power efforts, the  
American Public Power Association recognizes  
City of North Saint Paul  
for providing mutual aid assistance to  
Kissimmee Utility Authority



---

Neil James  
Chair, Mutual Aid Committee



---


Scott Corwin  
President & CEO



# MUTUAL AID COMMENDATION

## City of North Saint Paul

In recognition of its support in electric power restoration efforts, the American Public Power Association recognizes  
City of North Saint Paul  
for providing mutual aid assistance to  
Orlando Utilities Commission



---

Neil James  
Chair, Mutual Aid Committee



---

Scott Corwin  
President & CEO



# Easton Dale Rising Star Award MMUA

- Easton was one of a handful of award winners from the conference. He was selected from a large pool of over 40 nominees for the award.
- Coming from a background of Linework, Easton can easily relate with the members of our Line Crew. He cares deeply for the safety of those individuals. He helps to develop procedure that limits the exposure of risk to the Line Crew. Easton was instrumental in the implementation of new technology for safety tailboards, mapping, and hazard analysis.



# 2025 Project areas

Gerald and Mohawk	Loop feed primary All underground high voltage
17 <sup>th</sup> and Delaware	Buried main circuit feeder Feed to homes in new development area
Target Feed	Increased reliability for large customer
Casy Lake Lighting	Safety in the park

# 2026 Outlook

GOALS

PROJECTS

CONCERNS/CHALLENGES

# Goals for 2026

Introduce	Introduce more rebate programs and incentives for customers <ul style="list-style-type: none"><li>• Electric equipment rebate</li></ul>
Finish	Finish Updating the online mapping database (Data-Fi)
Develop	Develop standard procedures for events that can occur
Participate in	Participate in Mutual Aid/Network with other Utilities
Engage	Engage the community
Keep	Keep outage count low and time per outage low <ul style="list-style-type: none"><li>• Tree trimming, inspections, proactive maintenance schedule</li></ul>
Complete	Complete project areas for 2026

# 2026 Project Areas

## Tower Park Area

- Roughly 13,000ft of underground primary
- Main line secondary upgrades

## Northwood Park Area

- Roughly 5,800ft of underground primary
- Loop feed for all customers

## Switch Gear Upgrades, OVHD switch replacement

- Late fall with lead times

## Fiber Optic installs. What will be our workload?

# Concerns/Challenges

## Fiber Optic Providers

What upgrades are needed to existing infrastructure to accommodate  
How do we keep up on locating existing underground utilities  
How many providers will try to enter the area

## Increase in costs

Equipment costs have stayed high or increased  
Projects are more expensive to complete  
Supply chains have interrupted due to unreliable sourcing

## Evolving with the industry

New technology, what makes sense for us  
Help set us apart as a trend setter rather than trying to catch up with other utilities

# Summary

Keeping  
outages low,  
Rates  
competitive

Converting the  
system to  
underground

Keeping staff  
safe and well  
informed

Remain a place  
that people love  
to come to work

# Questions?

- John Wick
  - [John.wick@northstpaul.org](mailto:John.wick@northstpaul.org)
  - 651-747-2472